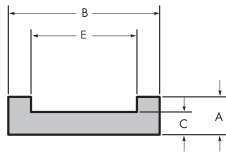
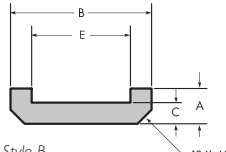


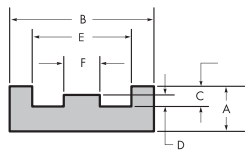
Double Pitch Chain Guides



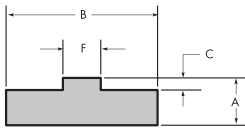
Style A



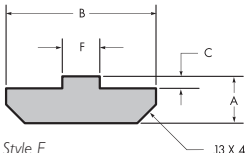
Style B



Style C



Style D



Style E

Part Number	Chain Number	Dimensions (inches)					
		A	B	C	D	E	F
STYLE A							
DPA2040	2040	0.31	1.25	0.19	-	0.88	-
DPA2050	2050	0.38	1.25	0.22	-	1.00	-
DPA2060	2060	0.38	1.50	0.19	-	1.25	-
DPA2080	2080	0.50	2.00	0.25	-	1.56	-
DPA2100	2100	0.63	2.25	0.31	-	1.88	-
DPA2120	2120	0.63	2.75	0.25	-	2.25	-
DPA2081	81X	1.00	3.00	0.38	-	2.50	-
STYLE B							
DPB2040	2040	0.31	1.25	0.19	-	0.88	-
DPB2050	2050	0.38	1.25	0.22	-	1.00	-
DPB2060	2060	0.38	1.50	0.19	-	1.25	-
DPB2080	2080	0.50	2.00	0.25	-	1.56	-
DPB2100	2100	0.63	2.25	0.31	-	1.88	-
DPB2120	2120	0.63	2.75	0.25	-	2.25	-
STYLE C							
DPC2040	2040	0.31	1.00	0.14	0.08	0.69	0.25
DPC2050	2050	0.38	1.25	0.19	0.10	0.81	0.31
DPC2060	2060	0.50	1.50	0.21	0.12	1.13	0.44
DPC2080	2080	0.50	2.00	0.25	0.13	1.44	0.56
STYLE D							
DPD2040	2040	0.31	1.00	0.08	-	-	0.25
DPD2050	2050	0.31	1.25	0.10	-	-	0.31
DPD2060	2060	0.31	1.25	0.12	-	-	0.44
DPD2080	2080	0.38	1.50	0.13	-	-	0.56
DPD2100	2100	0.50	2.00	0.21	-	-	0.69
DPD2120	2120	0.50	2.25	0.26	-	-	0.94
STYLE E							
DPE2040	2040	0.31	1.00	0.08	-	-	0.25
DPE2050	2050	0.31	1.25	0.10	-	-	0.31
DPE2060	2060	0.31	1.25	0.12	-	-	0.44
DPE2080	2080	0.38	1.50	0.13	-	-	0.56
DPE2100	2100	0.50	2.00	0.21	-	-	0.69
DPE2120	2120	0.50	2.25	0.26	-	-	0.94

Trackstar Guides are stocked in North America and supplied in 120" standard lengths. Subject to a minimum order quantity. Dimensions are in inches and are for reference only.

Chain Breakers



Part Number	Description
5810100	#1 Chain Breaker 25-60 Chain
5810200	#2 Chain Breaker 60-100 Chain
5810300	#3 Chain Breaker 100-160 Chain

Chain Pullers



Part Number	Description
5800350	#35 Chain Puller 35 - 60 Chain
5800500	#50 Chain Puller 40 - 80 Chain
5800800	#80 Chain Puller 80 - 240 Chain